



Project:	Type:	QTY:
Product Code:		

Ø6"



Product Code

IP54 - RCL6 - RTF -	INTENSITY	-	VOLTAGE	-	OPTION
	WW27 =2700K CCT, 1365 lm		120 =120V		125TCA=1.25" thick ceiling adaptor
	WW30* =3000K CCT, 1385 lm		UNV2=277/347V		
	WW35 =3500K CCT, 1420 lm				
	NW =4100K CCT, 1470 lm				
	BW =5500K CCT, 1520 lm				

Note: * Components usually in stock for quick assembly and shipping.

Features + Specifications

Intended Use:

- Building interior/exterior
- Ø6" Ceiling recessed mount
- Low profile design for existing ceiling use
- Ideal for Residential + Light commercial use
- Wet location listed

Construction:

- Die cast aluminum one piece trim/reflector
- Trim powder coat painted low gloss white
- Low profile clear specular reflector ring
- PMMA frosted opal lens

Optical System:

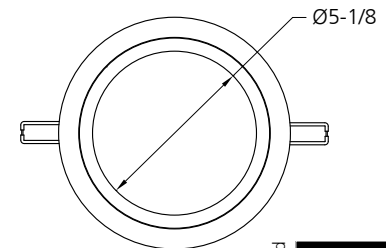
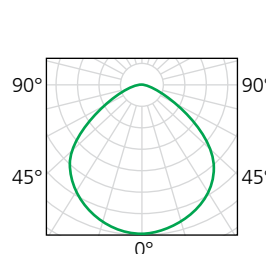
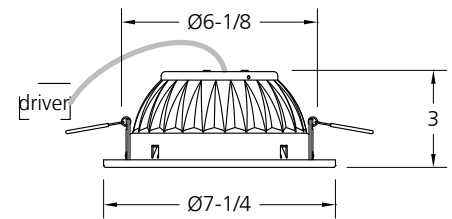
- High brightness Samsung LM561B SMDs with LM80 certificate
12.5W >110 lm / LED watt
- ***WW30** = 3000K CCT, **1385 lumens** minimum with 80+ CRI
- Optional CCT color WW27, WW35, NW & BW also available (These CCT might require minimum quantities with longer lead time)
- Laminated aluminum PCB for effective heat management
- PMMA frosted opal lens with specular cone for glare control
- 120° symmetrical light distribution
- Ideal for general lighting application
- Fits up to 3/4" thick ceiling materials
- Optional factory installed 1-1/4" thick ceiling adaptor

Electrical System:

- Constant current driver technology
- HPF and High Efficiency circuitry
- RoHS compliant
- Short circuit and Overheat protected
- 120V Line voltage dimmable
- Recessed housing "feed-thru wiring" rated

Mounting:

- Ideal for retrofit application into existing ceiling



Certified to CSA C22.2 No.250.0 Conformed to UL 1598

Certification Marks (where applicable) will be found on our luminaires and its components



www.iplighting.com

Light of Your World



Right reserved for material and spec. modification without prior notice.

Datecode 20150130

Warranty - Up To 5 Years